



# Distribution Manifolds

For Process Instrumentation



ENGINEERING YOUR SUCCESS.



## **WARNING**

FAILURE, IMPROPER SELECTION OR IMPROPER USE OF THE PRODUCTS AND/OR SYSTEMS DESCRIBED HEREIN OR RELATED ITEMS CAN CAUSE DEATH,  
PERSONAL INJURY AND PROPERTY DAMAGE.

This document and other information from Parker Hannifin Corporation, its subsidiaries or its authorized distributors provide product and/or system options for further investigation by users having technical expertise. It is important that you analyze all aspects of your application and review the information concerning the product or system in the current product catalog. Due to the variety of operating conditions and applications for these products or systems, the user, through its own analysis and testing, is solely responsible for making the final selection of the products and systems and assuring that all performance, safety and warning requirements of the application are met.

The products described herein, including without limitation, product features, specifications, designs, availability and pricing, are subject to change by Parker Hannifin Corporation and its subsidiaries at any time without notice.

## **Offer of Sale**

The items described in this document are available for sale by Parker Hannifin Corporation, its subsidiaries or its authorized distributors. Any sale contract entered into by Parker will be governed by the provisions stated in Parker's standard terms and conditions of sale (copy available upon request).

# Contents

Air Header Distribution Manifold - LPAHM Series	<b>Page 4</b>
Hi-Pro Distribution Manifold - HPAHM Series	<b>Page 6</b>
Hi-Pro Modular Distribution Manifold - HPDM Series	<b>Page 8</b>
Compact Distribution Manifold - HDCM Series	<b>Page 10</b>
Complimentary Products	<b>Page 11</b>



[www.linkedin.com/company/Parker-Process-Control-Technology](http://www.linkedin.com/company/Parker-Process-Control-Technology)



[www.facebook.com/ParkerHannifinProcessControl](http://www.facebook.com/ParkerHannifinProcessControl)



[www.youtube.com/ParkerHannifinCorp](http://www.youtube.com/ParkerHannifinCorp)

# Air Header Distribution Manifold

## LPAHM Series - up to 275 psi

Parker's air header distribution manifolds are designed to distribute air from the compressor to the actuators on pneumatic instruments, such as steam flow meters, pressure controllers and valve positioners. These manifolds are widely used in industrial chemical processing, plastic processing and energy industries and are approved for low pressure applications up to and beyond 275 psi.

Manufactured from AISI 316 stainless steel the air header distribution manifold offers complete customer system compatibility that reduces installation time and potential leak paths. The coded welded construction with non destructive tested design minimises the number of potential leak paths, rather than fabricating with instrumentation connections with tubing, therefore reducing labour costs.

The air header distribution manifolds are designed for use with air only and are supplied with a number of lockable ball valves on opposite sides, right side or left side only to prevent unauthorized access.

### Product Features

- Lockable handles as standard
- Lightweight ball valve design
- 316L Stainless Steel body
- 2" nominal bore header
- Welded body construction
- Flanged and threaded inlet options
- Four support feet welded for wall mounting

### Product Benefits

- Lockable handles prevent accidental manual actuation of outlet valve
- Reduction in assembly time
- 316L nominal bore body as standard removes the possibility of internal scaling
- Greater volume capacity supporting fluctuations in air compressor supply
- Guaranteed full penetration welds - Coded welding and non destructive testing (NDT) as standard

### How to Order

The correct part number is easily derived from the following number sequence


#### Flanged Inlet Style

LPAHM	S	6	8	F	150	8	K
Series	Material	Number of Distribution Valve Outlets	Inlet Size (inch)	Inlet Connection	Flange Class	Drain Valve Outlet Size (inch)	Drain Valve Outlet Connection
LPAHM Low Pressure Air Header Distribution Manifold	S Stainless Steel	Insert Number From 4-20*	8 1/2	F Raised Face	150 150	8 1/2	N Female NPT
					250 300	16 1	

#### Threaded Connection Ends

LPAHM	S	4	8	R	8	K
Series	Material	Number of Distribution Valve Outlets	Inlet Size (inch)	Inlet Connection	Drain Valve Outlet Size (inch)	Drain Valve Outlet Connection
LPAHM Low Pressure Air Header Distribution Manifold	S Stainless Steel	Insert Number From 4-20*	8 1/2	N Female NPT	8 1/2 16 1	N Female NPT
				K BSPT		
				R BSPP		

\* Max. 10 valves on each side



Air Header Distribution Manifold with 6 distribution valve outlets and flanged inlet. Both Sides Configuration.

## Specifications

Central Pipe Body Material	Stainless Steel AISI 316
Ball Material	Stainless Steel 316
Stem Material	Stainless Steel 316
Seat Material	PTFE
Working Pressure	275 psi (19 bar)
Temperature Rating	-51 °C to 193 °C

## Markets

- Petrochemical
- Chemical
- Plastic processing
- Industrial chemical processing
- Power generation
- Oil and gas offshore and onshore

## Application

- Air distribution for pneumatic actuation

8	N	BVO			
Distribution Valve Outlet Size (inch)	Distribution Valve Outlet Connection	Drain Options		Valve Configuration	
8 1/2	N Female NPT	BVO	Ball Valve Outlet	-	Both Sides
		BPBVO	Ball Valve Plugged Outlet	R	Right Side
		BP	Plugged Drain	L	Left Side
		CP	Plugged Distribution Outlets		

8	N	BVO		
Distribution Valve Outlet Size (inch)	Distribution Valve Outlet Connection	Drain Options		Valve Configuration
8 1/2	N Female NPT	BVO	Ball Valve Outlet	- Both Sides
		BPBVO	Ball Valve Plugged Outlet	R Right Side
		BP	Plugged Drain	L Left Side
		CP	Plugged Distribution Outlets	

# Hi-Pro Distribution Manifold

## HPAHM Series - up to 6,000 psi

Parker's Hi-Pro distribution manifolds are designed for applications that use liquid or gas, low temperature steam and hydraulic actuation and are approved to operate at pressures up to 6,000 PSI.

These Hi-Pro distribution manifolds feature an ergonomic vinyl sleeve on the valve handle to provide positive grip and ensure ease of operation. Each nut has an innovative domed design, which prevents ingress of moisture and contamination of the thread, therefore preventing corrosion.

They feature a part-welded construction, with all welds carried out by coded welders, providing assurance of their robustness and performance. These manifolds are NDT (Non Destructive Testing) applied, giving the customer greater assurance.

### Product Features

- Available with four support feet drilled for mounting for ease of installation.
- Nominal bore body manufactured from a wide thick gauge 316 Stainless Steel
- Domed nuts
- Ergonomic vinyl sleeve
- Coded welding and non-destructive testing (NDT) as standard - guaranteed full penetration welds
- Greater volume capacity

### Product Benefits

- Ease of installation
- Corrosion resistant, eliminated internal scaling
- Domed nuts lock handles into place and prevent dirt and corrosion affecting the threads
- Easy to grip and comfortable
- Reliable, durable and safe
- Supports fluctuations in air compressor supply

### How to Order


The correct part number is easily derived from the following number sequence

#### Flanged Inlet Style

HPAHM	S	6	8	F	150	8	K
Series	Material	Number of Distribution Valve Outlets	Inlet Size (inch)	Inlet Connection	Flange Class	Drain Valve Outlet Size (inch)	Drain Valve Outlet Connection
HPAHM High Pressure Distribution Manifold	S Stainless Steel	Insert Number From 4-20	8 1/2	F Raised Face	150 150	8 1/2	N Female NPT
			12 3/4	T Ring Type	250 300	12 3/4	K BSPT
			16 1		600 600	16 1	R BSPP
			24 11/2			24 11/2	
			32 2			32 2	

#### Standard Connection Ends

HPAHM	S	4	8	R	8	K
Series	Material	Number of Distribution Valve Outlets	Inlet Size (inch)	Inlet Connection	Drain Valve Outlet Size (inch)	Drain Valve Outlet Connection
HPAHM High Pressure Distribution Manifold	S Stainless Steel	Insert Number From 4-20	8 1/2	N Female NPT	8 1/2	N Female NPT
			12 3/4	K BSPT	12 3/4	K BSPT
			16 1	R BSPP	16 1	R BSPP
			24 11/2		24 11/2	
			32 2		32 2	



Hi-Pro distribution manifold with 10 distribution valve outlets.

## Specifications

Central Pipe Body Material	Stainless Steel AISI 316
Ball Material	Stainless Steel 316
Stem Material	Stainless Steel 316
Seat Material	PTFE
Maximum Working Pressure	6,000 psi (414 bar)
Temperature Rating	-51 °C to 193 °C

## Markets

- Oil and gas
- Petrochemical
- Chemical

## Applications

- Liquid, gas and steam distribution

8	N	BVO	
Distribution Valve Outlet Size (inch)	Distribution Valve Outlet Connection	Drain Options	Valve Configuration
4 1/4	N Female NPT	BVO Ball Valve Outlet	- Both Sides
6 3/8	K BSPT	BPBVO Ball Valve Plugged Outlet	R Right Side
8 1/2	R BSPP	BP Plugged Drain (Outlet)	L Left Side
		CP Plugged Distribution Outlets	

8	N	BVO	
Distribution Valve Outlet Size (inch)	Distribution Valve Outlet Connection	Drain Options	Valve Configuration
8 1/2	N Female NPT	BVO Ball Valve Outlet	- Both Sides
	K BSPT	BPBVO Ball Valve Plugged Outlet	R Right Side
	R BSPP	BP Plugged Drain (Outlet)	L Left Side
		CP Plugged Distribution Outlets	

# Hi-Pro Modular Distribution Manifold

HPDM Series - up to 6,000 psi

Parker's Hi-Pro modular distribution manifolds are the ideal choice when flexibility is required within a distribution manifold. They are approved to operate at pressures up to 6,000 PSI and are used extensively in the oil, gas, chemical and petrochemical industries to provide safety and performance.

These innovative Hi-Pro modular distribution manifolds can be easily arranged in a layout to suit a wide range of different applications to distribute liquid or gas. They use standard components, therefore making it more affordable for the customer.

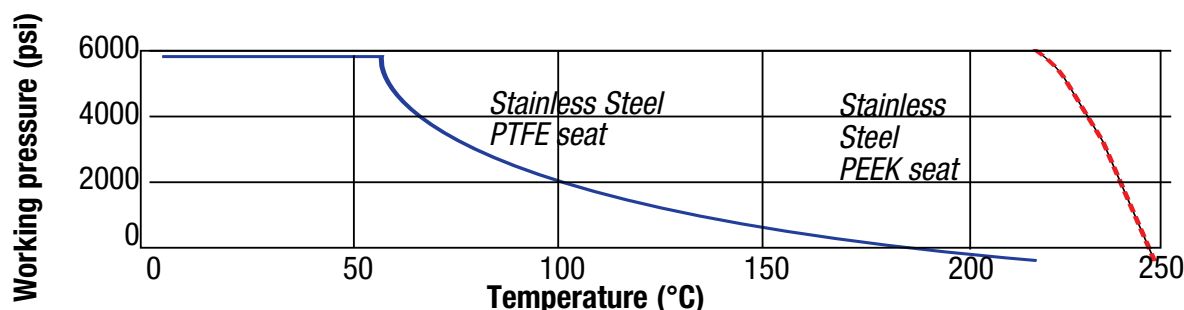
The Hi-Pro modular distribution manifolds feature an ergonomic vinyl sleeve on the valve handle to provide positive grip and ensure ease of operation. Each nut is domed in shape, which prevents ingress of moisture and contamination of the thread, which could cause corrosion. This manifold is available in up to 20 valves (even numbers only - spare valves can be blanked off). Temperature range up to 232°C with PEEK seats.

## Features

- Manufactured from AISI 316 stainless steel
- Ergonomic vinyl sleeve
- Domed nuts
- Standard wall mounting (also permits mounting to a 2" NB pipe stand)
- Offers flexibility of inlet, with the option to connect a single valve to the inlet to act as a primary isolate valve.

## Product Benefits

- Corrosion resistant
- Easy and comfortable to grip
- Domed nuts lock handles into place and prevent dirt or corrosion affecting the threads
- Ease of assembly
- Flexibility in design




## How to Order

The correct part number is easily derived from the following number sequence

HPDM	B	6	8	R	8	K
Series	Material	Number of Distribution Valve Outlets	Inlet Size (inch)	Inlet Connection	Drain Valve Outlet Size (inch)	Drain Valve Outlet Connection
HPDM Hi-Pro Modular Distribution Manifold	B Stainless Steel	Insert Number From 4-20	8 1/2	N Female NPT	8 1/2	N Female NPT
			12 3/4	K BSPT	12 3/4	K BSPT
			16 1	R BSPP	16 1	R BSPP





Hi-Pro modular distribution manifold with 10 distribution valve outlets.

## Specifications

Central Pipe Body Material	Stainless Steel AISI 316
Ball Material	Stainless Steel 316
Stem Material	Stainless Steel 316
Seat Material	PTFE/PEEK
Maximum Working Pressure	6,000 psi (414 bar)
Temperature Rating	-51 °C to 232 °C

## Markets

- Oil and gas
- Petrochemical
- Chemical

## Applications

- Liquid and gas distribution

8	N	BP		
Distribution Valve Outlet Size (inch)	Distribution Valve Outlet Connection	Drain Options		Valve Configuration
4 1/4	N Female NPT	BP	Plugged Drain (Outlet)	- Both Sides
6 3/8	K BSPT	CP	Plugged Distribution Outlets	R Right Side
8 1/2	R BSPP	BCP	All Outlets Plugged	L Left Side

# Compact Distribution Manifold

HCDM Series - up to 6,000 psi


Parker's HCDM Series compact distribution manifolds offer a very compact design, making them suitable for space saving applications. They operate at pressures up to 6,000 PSI and feature all valves on the front face, for ease of accessibility.

These compact distribution manifolds utilise needle valves to enhance their compact design. They feature an anti-tamper key, which avoids unauthorised operator access.

The HCDM Series compact distribution manifolds are suitable for use with air and steam applications in the oil and gas, petrochemical and chemical industries. Ideal for panel mounting, these compact distribution manifolds feature all the valves on the front face, for ease of accessibility.

## Product Features

- Valve style: globe style needle valve metal/ metal seat with retained operating key
- Material: AISI 316 stainless steel



## How to Order

The correct part number is easily derived from the following number sequence

HCDM	S	5	3	PK	K	AT	NC
Series	Material	Number of Distribution Valve Outlets	Packing Material	Tips	Connection	Anti Tamper	Compliance
HCDM Compact Distribution Manifold	S Stainless Steel	5 5 10 10	3 Graphoil	9 Kel-F	K BSPT R BSPP	AT Anti-tamper bonnets and loose operating key	NC NACE
				PK PEEK			
				ST Stellite			
				RT Regulating			

# Complimentary Products



## Fittings & Materials (Catalogue 4190-FMTG)

- A complete guide to Parker IPDE's fittings, tubing and materials. Including tubing charts, anti corrosion information together with a comprehensive guide to the complete range of fittings



## Process to Instrumentation Valves

- TAMAP 2 star ball or needle valve class A or class B
- Single block and bleed or double block and bleed
- Available in the following materials 316, Duplex or alloy 625
- A-LOK ,CPI or BSPP connections
- Flange classes: 600 (covers 150, 300 and 600) class 2500 (covers 900, 1500 and 2500)
- To contact the division:

please telephone 00 44 1271 313131, or email [ipde\\_technical@parker.com](mailto:ipde_technical@parker.com)



## H Series Instrument Needle Valves (Catalogue 4190-HV)

- Compact needle valves
- For applications up to 10,000 psi (690 bar)
- Available with integral A-LOK® or CPI™ connections, reducing leak paths and reducing installation costs
- Soft tipped optional seating available for gaseous applications
- Fire safe option



## HBV Series Instrument Ball Valves (Catalogue 4190-HBV)

- Suitable for the most demanding applications in the oil, gas and process control industries
- Integral compression ends available, eliminating taper threads and thread sealants
- Two piece barstock design reduces body leakage paths
- Complies with ANSI/ASME B16.34 requirements where applicable
- NACE MR-01-75/ISO 15156 compliant materials available
- Fire safe option



## Parker Grade Tube (Catalogue 4190-FMTG)

- Parker's Instrument tube fittings have been engineered and manufactured to consistently provide high levels of reliability, no systems integrity is complete without considering the critical link, tubing

# Parker Worldwide

## Europe, Middle East, Africa

### **AE – United Arab Emirates,** Dubai

Tel: +971 4 8127100  
parker.me@parker.com

### **AT – Austria,** Wiener Neustadt

Tel: +43 (0)2622 23501-0  
parker.austria@parker.com

### **AT – Eastern Europe,** Wiener Neustadt

Tel: +43 (0)2622 23501 900  
parker.easteurope@parker.com

### **AZ – Azerbaijan,** Baku

Tel: +994 50 2233 458  
parker.azerbaijan@parker.com

### **BE/LU – Belgium,** Nivelles

Tel: +32 (0)67 280 900  
parker.belgium@parker.com

### **BG – Bulgaria,** Sofia

Tel: +359 2 980 1344  
parker.bulgaria@parker.com

### **BY – Belarus,** Minsk

Tel: +48 (0)22 573 24 00  
parker.poland@parker.com

### **CH – Switzerland,** Etoy

Tel: +41 (0)21 821 87 00  
parker.switzerland@parker.com

### **CZ – Czech Republic,** Klecany

Tel: +420 284 083 111  
parker.czechrepublic@parker.com

### **DE – Germany,** Kaarst

Tel: +49 (0)2131 4016 0  
parker.germany@parker.com

### **DK – Denmark,** Ballerup

Tel: +45 43 56 04 00  
parker.denmark@parker.com

### **ES – Spain,** Madrid

Tel: +34 902 330 001  
parker.spain@parker.com

### **FI – Finland,** Vantaa

Tel: +358 (0)20 753 2500  
parker.finland@parker.com

### **FR – France,** Contamine s/Arve

Tel: +33 (0)4 50 25 80 25  
parker.france@parker.com

### **GR – Greece,** Athens

Tel: +30 210 933 6450  
parker.greece@parker.com

### **HU – Hungary,** Budaörs

Tel: +36 23 885 470  
parker.hungary@parker.com

### **IE – Ireland,** Dublin

Tel: +353 (0)1 466 6370  
parker.ireland@parker.com

### **IL – Israel**

Tel: +39 02 45 19 21  
parker.israel@parker.com

### **IT – Italy,** Corsico (MI)

Tel: +39 02 45 19 21  
parker.italy@parker.com

### **KZ – Kazakhstan,** Almaty

Tel: +7 7273 561 000  
parker.easteurope@parker.com

### **NL – The Netherlands,** Oldenzaal

Tel: +31 (0)541 585 000  
parker.nl@parker.com

### **NO – Norway,** Asker

Tel: +47 66 75 34 00  
parker.norway@parker.com

### **PL – Poland,** Warsaw

Tel: +48 (0)22 573 24 00  
parker.poland@parker.com

### **PT – Portugal**

Tel: +351 22 999 7360  
parker.portugal@parker.com

### **RO – Romania,** Bucharest

Tel: +40 21 252 1382  
parker.romania@parker.com

### **RU – Russia,** Moscow

Tel: +7 495 645-2156  
parker.russia@parker.com

### **SE – Sweden,** Spånga

Tel: +46 (0)8 59 79 50 00  
parker.sweden@parker.com

### **SK – Slovakia,** Banská Bystrica

Tel: +421 484 162 252  
parker.slovakia@parker.com

### **SL – Slovenia,** Novo Mesto

Tel: +386 7 337 6650  
parker.slovenia@parker.com

### **TR – Turkey,** Istanbul

Tel: +90 216 4997081  
parker.turkey@parker.com

### **UA – Ukraine,** Kiev

Tel: +48 (0)22 573 24 00  
parker.poland@parker.com

### **UK – United Kingdom,** Warwick

Tel: +44 (0)1926 317 878  
parker.uk@parker.com

### **ZA – South Africa,** Kempton Park

Tel: +27 (0)11 961 0700  
parker.southafrica@parker.com

## North America

### **CA – Canada,** Milton, Ontario

Tel: +1 905 693 3000

### **US – USA,** Cleveland

Tel: +1 216 896 3000

## Asia Pacific

### **AU – Australia,** Castle Hill

Tel: +61 (0)2-9634 7777

### **CN – China,** Shanghai

Tel: +86 21 2899 5000

### **HK – Hong Kong**

Tel: +852 2428 8008

### **IN – India,** Mumbai

Tel: +91 22 6513 7081-85

### **JP – Japan,** Tokyo

Tel: +81 (0)3 6408 3901

### **KR – South Korea,** Seoul

Tel: +82 2 559 0400

### **MY – Malaysia,** Shah Alam

Tel: +60 3 7849 0800

### **NZ – New Zealand,** Mt Wellington

Tel: +64 9 574 1744

### **SG – Singapore**

Tel: +65 6887 6300

### **TH – Thailand,** Bangkok

Tel: +662 186 7000

### **TW – Taiwan,** Taipei

Tel: +886 2 2298 8987

## South America

### **AR – Argentina,** Buenos Aires

Tel: +54 3327 44 4129

### **BR – Brazil,** Sao Jose dos Campos

Tel: +55 800 727 5374

### **CL – Chile,** Santiago

Tel: +56 2 623 1216

### **MX – Mexico,** Toluca

Tel: +52 72 2275 4200

